



*Whisper Drive*<sup>®</sup>



**DOOR TYPES:** residential sectional doors **DOOR SIZE:** doors up to 18m<sup>2</sup>

**Key Benefits**

**Compliant to Australian and New Zealand Standard AS/NZS 60335-2-95**

**Security+2.0**  
Transmitters communicate on multiple frequencies with encrypted rolling code. This ensures the strongest frequency is selected every time, virtually eliminating interference while providing the highest level of security.

**Up to 75% less energy\***  
Advanced technology uses less than 1 watt of power whilst in standby mode, meeting the world's toughest energy standards.

**Quiet and Powerful Motor**  
The powerful and fast DC motor is quiet and built to last with the strength to open any branded domestic door.

**Improved Transmitter Range**  
Tested against other products, these transmitters have up to 18% better range which means you can start opening your garage door sooner.

**Battery Backup**  
With an Evercharge<sup>®</sup> Battery backup system you can always operate your door even when there has been a power failure.

**Bright Lights**  
The two energy efficient 40 watt halogen lights automatically switch on when the door is activated and switches off after 2½ minutes.

**7 Year Warranty**  
Backed by a 7 year / 15,000 cycle warranty\*\* we stand behind our products with an after sales support team that we believe are the best in the industry.

**Standard Merlin Safety Features**

**Premium Automatic Safety Reverse**  
With its automatic safety function your garage door will stop and reverse automatically if obstructed going down or stop going up.

**Automatic Force Sensing**  
Equipped with automatic force sensing, with each operation the garage door opener monitors and adjusts the force needed to open your garage door.

**Manual Release**  
In case of power failure you can simply activate the manual release to open your garage door.

\*when compared to other available products \*\* conditions apply

**Kit Contents**



2 x Three channel key ring mini-transmitters E945M



Wireless wall button E128M



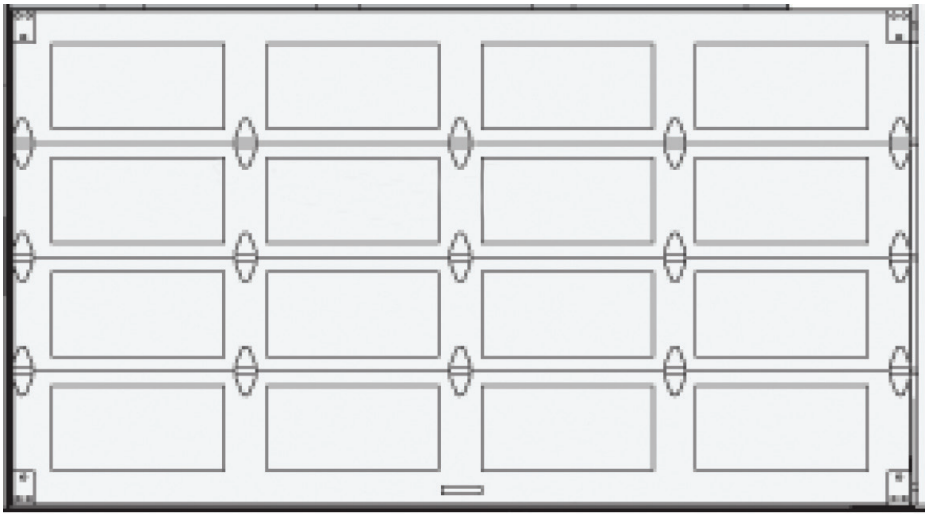
Wireless keypad E840M



Integrated battery backup technology

**SPECIFICATIONS**

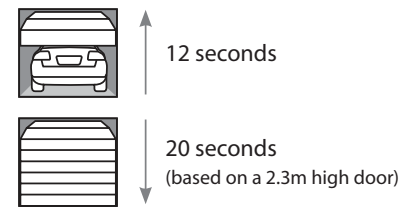
- 12V DC motor with thermal overload protection
- Input voltage: 240V AC
- Rated door area 18m<sup>2</sup>
- Max door weight: up to 130kg
- Max peak pulling force: 800 N
- Segmented or one piece C-rail with belt drive system
- 433.92, 433.30, 434.54 MHz AM radio with Chamberlain Security + 2.0 rolling code technology
- Up to 64 memory registers
- Garage illumination:  
Two x 240V/ Max. 40 Watt E27
- Noise rating at 1m: 57dB



### DOOR SPECIFICATIONS

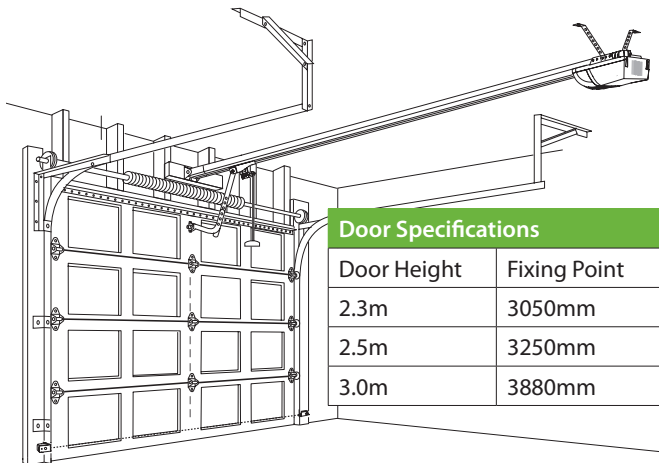
- Maximum lifting under spring tension = 20kg
- Suitable for steel and timber spring balanced doors only
- Maximum lifting height (with extensions) 3.5m

### DOOR OPENING AND CLOSING TIMES



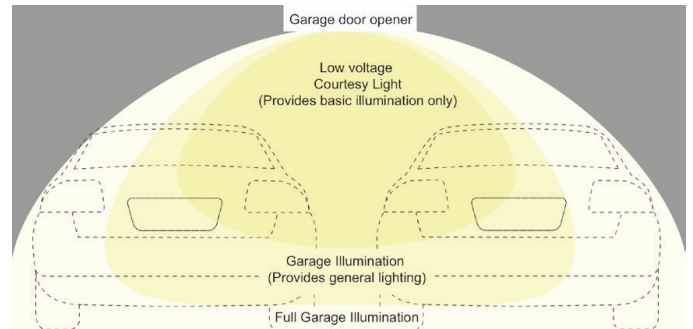
Max door height: 3.0m Door width: 7.0m Total door area 18m<sup>2</sup>  
Single dwelling, max door weight: up to 130kg

### TYPICAL INSTALLATION - SECTIONAL DOOR



Door Specifications	
Door Height	Fixing Point
2.3m	3050mm
2.5m	3250mm
3.0m	3880mm

### GARAGE ILLUMINATION



Full garage illumination provides high quality lighting via 2 x 40w 240V AC halogen light globes.

### OPTIONAL ACCESSORIES



Premium+ four channel transmitter  
E960M



Wall or visor mounted three channel transmitter  
E943M



Wall or visor mounted single channel transmitter  
E940M



Protector system safety beam sensors  
774ANZ

## CHAMBERLAIN®

The World's Largest Manufacturer of Garage Door Openers

**Australia** Phone: 1800 638 234 Fax: 1800 888 121 Web: gomerlin.com.au  
**New Zealand** Phone: 0800 653 667 Fax: 0800 653 663 Web: gomerlin.co.nz

™ Trademark of The Chamberlain Group, Inc. ® Registered Trademark of the Chamberlain Group, Inc.  
© 2015 The Chamberlain Group, Inc.

